

SVIVE™

NEBULA GREEN SCREEN

INSTRUCTION MANUAL

DETAILS


Collapsible Svive Nebula Green Screen 1pc

Dimensions:


- 1480 x 1800 mm (screen)
- 1645 x 105 x 115 mm (retracted)

Ideal for even the tightest of workspaces, Nebula Green Screen assures a wrinkle-resistant, chroma-green surface. All you need to do is turn on some lights, take a seat, & work your creative magic. Works well no matter what it is you do, from twitch streamers to photography and everything in between. Svive Nebula Green Screen sets the stage for truly immersive broadcasting in a matter of seconds.

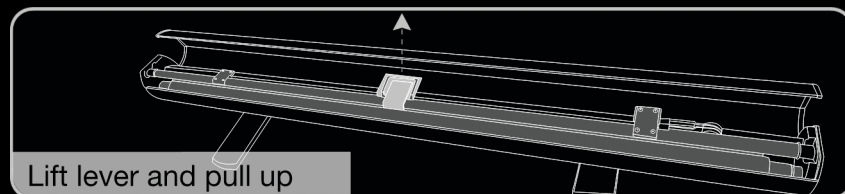
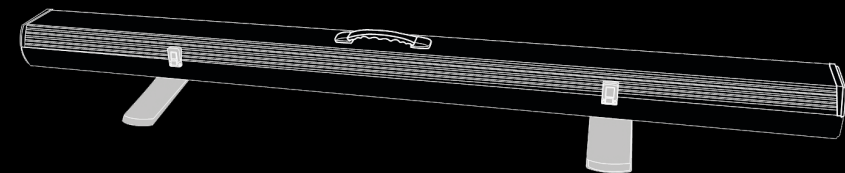
INSTRUCTION



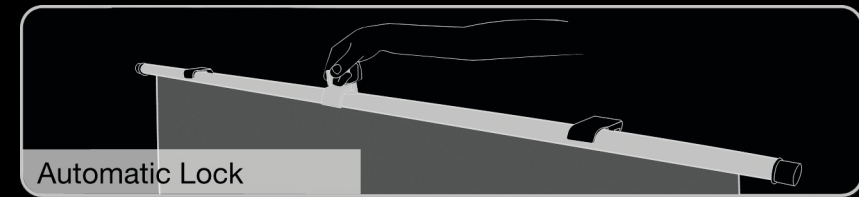
1. Open the Legs 90° to secure the background stability.



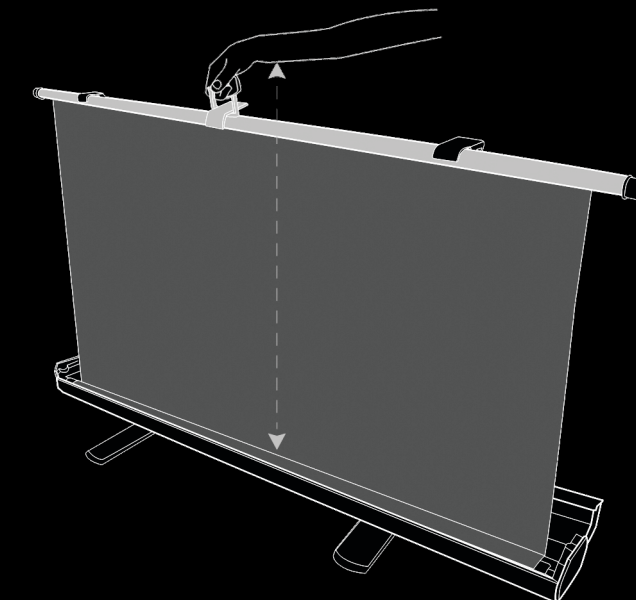
2. Open the security locks.



3. Lift the lever handle to pull up the background.



4. Completely pull upwards & let the pneumatic X-frame automatically lock the screen in place.



5. Once you are done, pull up the lever a little bit and release it, then pack it up just as quickly and easy as you set it up.

CAUTION

1. Keep the screen far from the window & sun light, to prevent the screen from changing color.
2. When in use please do not touch the screen surface with fingers or sharp objects
3. The screen surface can be cleaned using a damp cotton cloth and wiping carefully
4. Handle the screen carefully to avoid any damage or distortion on both the case & stand

SVIVE™

Imported by Svive, Østre Kullerød 4,
N-3241 Sandefjord, Norway
www.svivegaming.com